




# Certificate of Analysis

**PASSED**



**Harvest/Lot ID:** APTH241218  
**Batch #:** APTH241218  
**Harvest Date:** 12/18/24  
**Manufacturing Date:** 02/27/25  
**Production Method:** Indoor  
**Total Amount:** 8 gram  
**Retail Product Size:** 17 gram  
**Retail Serving Size:** 17  
**Servings:** 1

**Lab ID:** TE50228003-002  
**Sampled:** 02/28/25  
**Received:** 43.21 gram  
**Sampling Method:** N/A  
**Completed:** 03/04/25  
**Expire:** 03/04/26

## Total Health & Wellness dba True Harvest

4301 W Buckeye Rd.  
Phoenix, AZ, AZ, 85043, US  
License #: 00000100DCWU00857159



## Cannabinoid

**PASSED**



**Total THC**  
55.7432%



**Total CBD**  
ND



**Total Cannabinoids**  
64.2452%

	D9-THC	THCA	CBD	CBDA	CBG	CBGA	CBN	D8-THC	THCV	CBDV	CBC
%	ND	63.1279	ND	ND	ND	ND	ND	ND	ND	ND	ND
mg/g	ND	631.279	ND	ND	ND	ND	ND	ND	ND	ND	ND
LOQ	0.0010	0.0010	0.0010	0.0010	0.0010	0.0010	0.0010	0.0010	0.0010	0.0010	0.0010
Qualifier				M3,M3							

**Analyzed by:** 432, 359, 272, 312, 545      **Weight:** 0.1965g      **Extraction date:** 03/02/25 21:00:20      **Extracted by:** 432








**Analysis Method:** N/A  
**Analytical Batch:** TE007883POT  
**Instrument Used:** TE-004 "Duke Leto" (Flower)      **Batch Date:** 03/01/25 08:54:16  
**Analyzed Date:** 03/04/25 07:07:06

**Dilution:** 800  
**Reagent:** 021725.01; 022725.R02; 030125.R01; 010825.R24; 010825.R33  
**Consumables:** 947.110; 8000038072; 20240202; 04402004; 011724CH01; 210705-306-D; 269336; 291081312; GD230008  
**Pipette:** TE-059 SN:20A04528 (20-200uL); TE-064 SN:20B27672 (100-1000uL); TE-164 SN: 21H24198 (Isopropanol)

Full spectrum cannabinoid analysis utilizing High Performance Liquid Chromatography with Photo Diode Array detector (HPLC-PDA) for analysis. (Methods: SOP.T.30.500 for sample homogenization, SOP.T.30.031 for sample prep, SOP.T.40.031 for analysis on Shimadzu LC-20X0 series HPLCs). Potency results for cannabis flower products are reported on an "as received" basis, without moisture correction.

## SAFETY RESULTS

MISC.


									
<b>Pesticide</b> PASSED	<b>Heavy Metals</b> PASSED	<b>Microbial</b> PASSED	<b>Mycotoxins</b> PASSED	<b>Solvents</b> PASSED	<b>Filtration/Foreign Material</b> NOT TESTED	<b>Water Activity</b> NOT TESTED	<b>Moisture Content</b> NOT TESTED	<b>Vitamin E</b> NOT TESTED	<b>Terpenes</b> TESTED

This Kaycha Labs Certification shall not be reproduced, unless in its entirety, without written approval from Kaycha Labs. The results relate only to the material or product analyzed. ND=Not Detected, ppm=Parts Per Million, ppb=Parts Per Billion, RSD=Relative Standard Deviation. Limit of Detection (LOD) and Limit Of Quantitation (LOQ) are terms used to describe the smallest concentration that can be detected and reliably measured by an analytical procedure, respectively. Action Levels are State-determined thresholds based on the action limits published in Table 3.1 of 9 A.A.C. 17 and 9 A.A.C. 18. The Measurement of Uncertainty (MU) error is available from the lab upon request. The "Decision Rule" for pass/fail does not include the MU. Any calculated totals may contain rounding errors. Testing results were obtained according to requirements stated in QMS.100.010.AZ Quality Manual.

**Ariel Gonzales**

Lab Director

State License #  
0000024LCMD66604568  
ISO 17025 Accreditation # 97164



Signature  
03/04/25



# Certificate of Analysis

Sample: TE50228003-002  
 Total Health & Wellness dba True Harvest

Harvest/Lot ID: APTH241218  
 Batch #: APTH241218

Ordered: 02/28/25  
 Sampled: 02/28/25  
 Completed: 03/04/25

**PASSED**



## Terpenes

TESTED

ANALYTES	UNIT	LOD	LOQ	ACTION LEVEL	PASS/FAIL	RESULT	QUALIFIER
TOTAL TERPENES	mg	0	0.002		TESTED	0.1817	Q3
ALPHA-PINENE	mg	0	0.002		TESTED	ND	
CAMPHENE	mg	0	0.002		TESTED	ND	
SABINENE	mg	0	0.002		TESTED	ND	
BETA-PINENE	mg	0	0.002		TESTED	ND	
BETA-MYRCENE	mg	0	0.002		TESTED	0.1269	Q3
ALPHA-PHELLANDRENE	mg	0	0.002		TESTED	ND	
3-CARENE	mg	0	0.002		TESTED	ND	
ALPHA-TERPINENE	mg	0	0.002		TESTED	ND	
LIMONENE	mg	0	0.002		TESTED	0.0548	Q3
EUCALYPTOL	mg	0	0.002		TESTED	ND	
OCIMENE	mg	0	0.002		TESTED	ND	
GAMMA-TERPINENE	mg	0	0.002		TESTED	ND	
SABINENE HYDRATE	mg	0	0.002		TESTED	ND	
TERPINOLENE	mg	0	0.002		TESTED	ND	
FENCHONE	mg	0	0.002		TESTED	ND	
LINALOOL	mg	0	0.002		TESTED	ND	
FENCHYL ALCOHOL	mg	0	0.002		TESTED	ND	
ISOPULEGOL	mg	0	0.002		TESTED	ND	
CAMPHOR	mg	0	0.002		TESTED	ND	
ISOBORNEOL	mg	0	0.002		TESTED	ND	
BORNEOL	mg	0	0.002		TESTED	ND	
MENTHOL	mg	0	0.002		TESTED	ND	
ALPHA-TERPINEOL	mg	0	0.002		TESTED	ND	
GAMMA-TERPINEOL	mg	0	0.002		TESTED	ND	
NEROL	mg	0	0.002		TESTED	ND	
PULEGONE	mg	0	0.002		TESTED	ND	
GERANIOL	mg	0	0.002		TESTED	ND	
GERANYL ACETATE	mg	0	0.002		TESTED	ND	
ALPHA-CEDRENE	mg	0	0.002		TESTED	ND	
BETA-CARYOPHYLLENE	mg	0	0.002		TESTED	ND	
ALPHA-HUMULENE	mg	0	0.002		TESTED	ND	
VALENCENE	mg	0	0.002		TESTED	ND	
CIS-NEROLIDOL	mg	0	0.002		TESTED	ND	
TRANS-NEROLIDOL	mg	0	0.002		TESTED	ND	
CARYOPHYLLENE OXIDE	mg	0	0.002		TESTED	ND	
GUAIOL	mg	0	0.002		TESTED	ND	
CEDROL	mg	0	0.002		TESTED	ND	
ALPHA-BISABOLOL	mg	0	0.002		TESTED	ND	

Analyzed by: 409, 334, 547, 272, 545	Weight: 0.2620g	Extraction date: 03/01/25 13:46:17	Extracted by: 409
---	--------------------	---------------------------------------	----------------------

Analysis Method : N/A  
 Analytical Batch : TE007885TER  
 Instrument Used : TE-096 "MS - Terpenes 1", TE-097 "AS - Terpenes 1", TE-093 "GC - Terpenes 1"  
 Analyzed Date : 03/03/25 15:35:02 Batch Date : 03/01/25 13:44:41

Dilution : N/A  
 Reagent : 110124.06; 071924.01  
 Consumables : 9479291.162; K107291-06; 8000038072; 20240202; 425204; GD230008; 0000185478  
 Pipette : N/A

Terpenes screening is performed using GC-MS which can detect below single digit ppm concentrations. (Methods: SOP.T.30.500 for sample homogenization, SOP.T.30.064 for sample prep, and SOP.T.40.064 for analysis via ThermoScientific 1310-series GC equipped with an AI 1310-series liquid injection autosampler and detection carried out by ISQ 7000-series mass spectrometer). Terpene results are reported on a wt/wt% basis. Testing result is for informational purposes only and cannot be used to satisfy dispensary testing requirements in R9-17-317.01(A) or labeling requirements in R9-17-317. Nor, can it be used to satisfy marijuana establishment testing requirements in R9-18-311(A) or labeling requirements in R9-18-310 - Q3.

This Kaycha Labs Certification shall not be reproduced, unless in its entirety, without written approval from Kaycha Labs. The results relate only to the material or product analyzed. ND=Not Detected, ppm=Parts Per Million, ppb=Parts Per Billion, RSD=Relative Standard Deviation. Limit of Detection (LOD) and Limit Of Quantitation (LOQ) are terms used to describe the smallest concentration that can be detected and reliably measured by an analytical procedure, respectively. Action Levels are State-determined thresholds based on the action limits published in Table 3.1 of 9 A.A.C. 17 and 9 A.A.C. 18. The Measurement of Uncertainty (MU) error is available from the lab upon request. The "Decision Rule" for pass/fail does not include the MU. Any calculated totals may contain rounding errors. Testing results were obtained according to requirements stated in QMS.100.010.AZ Quality Manual.

**Ariel Gonzales**

Lab Director

State License #  
 0000024LCMD66604568  
 ISO 17025 Accreditation # 97164



Signature  
 03/04/25



# Certificate of Analysis

Sample: TE50228003-002  
 Total Health & Wellness dba True Harvest

Harvest/Lot ID: APTH241218  
 Batch #: APTH241218

Ordered: 02/28/25  
 Sampled: 02/28/25  
 Completed: 03/04/25

**PASSED**



**Pesticide**

PASSED

ANALYTES	UNIT	LOD	LOQ	ACTION LEVEL	PASS/FAIL	RESULT	QUALIFIER
AVERMECTINS (ABAMECTIN B1A)	mg	0.017	0.25	0.5	PASS	ND	
ACEPHATE	mg	0.01	0.2	0.4	PASS	ND	
ACETAMIPRID	mg	0.005	0.1	0.2	PASS	ND	
ALDICARB	mg	0.014	0.2	0.4	PASS	ND	
AZOXYSTROBIN	mg	0.005	0.1	0.2	PASS	ND	
BIFENAZATE	mg	0.006	0.1	0.2	PASS	ND	
BIFENTHRIN	mg	0.005	0.1	0.2	PASS	ND	
BOSCALID	mg	0.005	0.2	0.4	PASS	ND	
CARBARYL	mg	0.008	0.1	0.2	PASS	ND	
CARBOFURAN	mg	0.005	0.1	0.2	PASS	ND	
CHLORANTRANILIPROLE	mg	0.011	0.1	0.2	PASS	ND	
CHLORPYRIFOS	mg	0.005	0.1	0.2	PASS	ND	
CLOFENTEZINE	mg	0.01	0.1	0.2	PASS	ND	
CYPERMETHRIN	mg	0.1	0.5	1	PASS	ND	
DIAZINON	mg	0.006	0.1	0.2	PASS	ND	
DAMINOZIDE	mg	0.01	0.5	1	PASS	ND	
DICHLORVOS (DDVP)	mg	0.001	0.05	0.1	PASS	ND	
DIMETHOATE	mg	0.006	0.1	0.2	PASS	ND	
ETHOPROPHOS	mg	0.004	0.1	0.2	PASS	ND	
ETOFENPROX	mg	0.006	0.2	0.4	PASS	ND	
ETOXAZOLE	mg	0.004	0.1	0.2	PASS	ND	
FENOXYCARB	mg	0.005	0.1	0.2	PASS	ND	
FENPYROXIMATE	mg	0.004	0.2	0.4	PASS	ND	
FIPRONIL	mg	0.006	0.2	0.4	PASS	ND	
FLONICAMID	mg	0.009	0.5	1	PASS	ND	
FLUDIOXONIL	mg	0.006	0.2	0.4	PASS	ND	
HEXYTHIAZOX	mg	0.005	0.5	1	PASS	ND	
IMAZALIL	mg	0.011	0.1	0.2	PASS	ND	
IMIDACLOPRID	mg	0.008	0.2	0.4	PASS	ND	
KRESOXIM-METHYL	mg	0.007	0.2	0.4	PASS	ND	
MALATHION	mg	0.007	0.1	0.2	PASS	ND	
METALAXYL	mg	0.004	0.1	0.2	PASS	ND	
METHIOCARB	mg	0.004	0.1	0.2	PASS	ND	
METHOMYL	mg	0.005	0.2	0.4	PASS	ND	
MYCLOBUTANIL	mg	0.01	0.1	0.2	PASS	ND	
NALED	mg	0.007	0.25	0.5	PASS	ND	
OXAMYL	mg	0.008	0.5	1	PASS	ND	
PACLOBUTRAZOL	mg	0.005	0.2	0.4	PASS	ND	
TOTAL PERMETHRINS	mg	0.003	0.1	0.2	PASS	ND	M2
PHOSMET	mg	0.01	0.1	0.2	PASS	ND	
PIPERONYL BUTOXIDE	mg	0.005	1	2	PASS	ND	
PRALLETHRIN	mg	0.013	0.1	0.2	PASS	ND	
PROPICONAZOLE	mg	0.005	0.2	0.4	PASS	ND	
PROPOXUR	mg	0.005	0.1	0.2	PASS	ND	
TOTAL PYRETHRINS	mg	0.001	0.5	1	PASS	ND	
PYRIDABEN	mg	0.004	0.1	0.2	PASS	ND	
TOTAL SPINOSAD	mg	0.006	0.1	0.2	PASS	ND	
SPIROMESIFEN	mg	0.008	0.1	0.2	PASS	ND	
SPIROTETRAMAT	mg	0.006	0.1	0.2	PASS	ND	
SPIROXAMINE	mg	0.004	0.2	0.4	PASS	ND	
TEBUCONAZOLE	mg	0.004	0.2	0.4	PASS	ND	
THIACLOPRID	mg	0.006	0.1	0.2	PASS	ND	
THIAMETHOXAM	mg	0.006	0.1	0.2	PASS	ND	
TRIFLOXYSTROBIN	mg	0.006	0.1	0.2	PASS	ND	
CHLORFENAPYR	mg	0.027	0.3	1	PASS	ND	
CYFLUTHRIN	mg	0.015	0.5	1	PASS	ND	

This Kaycha Labs Certification shall not be reproduced, unless in its entirety, without written approval from Kaycha Labs. The results relate only to the material or product analyzed. ND=Not Detected, ppm=Parts Per Million, ppb=Parts Per Billion, RSD=Relative Standard Deviation. Limit of Detection (LOD) and Limit Of Quantitation (LOQ) are terms used to describe the smallest concentration that can be detected and reliably measured by an analytical procedure, respectively. Action Levels are State-determined thresholds based on the action limits published in Table 3.1 of 9 A.A.C. 17 and 9 A.A.C. 18. The Measurement of Uncertainty (MU) error is available from the lab upon request. The "Decision Rule" for pass/fail does not include the MU. Any calculated totals may contain rounding errors. Testing results were obtained according to requirements stated in QMS.100.010.AZ Quality Manual.

**Ariel Gonzales**  
 Lab Director

State License #  
 0000024LCMD66604568  
 ISO 17025 Accreditation # 97164



Signature  
 03/04/25



# Certificate of Analysis

Sample: TE50228003-002  
 Total Health & Wellness dba True Harvest

Harvest/Lot ID: APTH241218  
 Batch #: APTH241218

Ordered: 02/28/25  
 Sampled: 02/28/25  
 Completed: 03/04/25

**PASSED**

	<b>Pesticide</b>	<b>PASSED</b>
---	------------------	---------------

ANALYTES	UNIT	LOD	LOQ	ACTION LEVEL	PASS/FAIL	RESULT	QUALIFIER
<b>Analyzed by:</b> 432, 152, 134, 272, 545 <b>Weight:</b> 0.5088g <b>Extraction date:</b> 03/02/25 21:46:44 <b>Extracted by:</b> 432,152 <b>Analysis Method :</b> N/A <b>Analytical Batch :</b> TE007884PES <b>Instrument Used :</b> TE-118 "MS/MS Pest/Myco 1",TE-261 "UHPLC - Pest/Myco 1 <b>Analyzed Date :</b> 03/03/25 16:32:37 <b>Batch Date :</b> 03/01/25 10:36:17							

**Dilution :** 25  
**Reagent :** 022825.R21; 022725.R22; 022525.R19; 022625.R09; 022625.R13; 030125.R10  
**Consumables :** 9479291.162; 8000038072; 110424CH01; 220321-306-D; 1009468941; GD230008; 426060-JG  
**Pipette :** TE-062 SN:20C50491; TE-064 SN:20B27672 (100-1000uL)

Pesticide screening is carried out using LC-MS/MS supplemented by GC-MS/MS for volatile pesticides. (Methods: SOP.T.30.500 for sample homogenization, SOP.T.30.104.AZ for sample prep, and SOP.T.40.104.AZ for analysis on ThermoScientific Altis TSQ with Vanquish UHPLC).

<b>Analyzed by:</b> 152, 134, 272, 545 <b>Weight:</b> 0.5088g <b>Extraction date:</b> 03/02/25 21:46:44 <b>Extracted by:</b> 432,152 <b>Analysis Method :</b> N/A <b>Analytical Batch :</b> TE007888VOL <b>Instrument Used :</b> TE-118 "MS/MS Pest/Myco 1",TE-261 "UHPLC - Pest/Myco 1 <b>Analyzed Date :</b> 03/03/25 16:39:13 <b>Batch Date :</b> 03/02/25 21:53:20							
--	--	--	--	--	--	--	--

**Dilution :** 25  
**Reagent :** N/A  
**Consumables :** N/A  
**Pipette :** N/A

Supplemental pesticide screening using GC-MS/MS to quantitatively screen for Chlorfenapyr, Cyfluthrin, Cypermethrin, and Diazinon; as well as the qualitative confirmation of Dichlorvos, Permethrins, Piperonyl Butoxide, Prallethrin, Propiconazole, Pyrethrins, and Tebuconazole which are all quantitatively screened using LC-MS/MS. (Methods: SOP.T.30.500 for sample homogenization, SOP.T.30.104.AZ for sample prep, and SOP.T.40.154.AZ for analysis using a ThermoScientific 1310-series GC equipped with a TriPlus RSH autosampler and detected on a TSQ 9000-series mass spectrometer).

	<b>Residual Solvents</b>	<b>PASSED</b>
---	--------------------------	---------------

ANALYTES	UNIT	LOD	LOQ	ACTION LEVEL	PASS/FAIL	RESULT	QUALIFIER
BUTANES	mg	168.2	2400	5000	PASS	ND	
METHANOL	mg	87.7	1440	3000	PASS	ND	
PENTANES	mg	163.9	2400	5000	PASS	ND	
ETHANOL	mg	142.2	2400	5000	PASS	ND	
ETHYL ETHER	mg	193.1	2400	5000	PASS	ND	
ACETONE	mg	37.6	480	1000	PASS	ND	
2-PROPANOL	mg	156.2	2400	5000	PASS	ND	
ACETONITRILE	mg	12.2	196.8	410	PASS	ND	
DICHLOROMETHANE	mg	22.7	288	600	PASS	ND	
HEXANES	mg	8.4	139.2	290	PASS	ND	
ETHYL ACETATE	mg	179	2400	5000	PASS	ND	
CHLOROFORM	mg	2.41	28.8	60	PASS	ND	
BENZENE	mg	0.115	1.2	2	PASS	ND	M1
ISOPROPYL ACETATE	mg	168.6	2400	5000	PASS	ND	
HEPTANE	mg	152.8	2400	5000	PASS	ND	
TOLUENE	mg	26.2	427.2	890	PASS	ND	
XYLENES	mg	53.2	1041.6	2170	PASS	ND	

This Kaycha Labs Certification shall not be reproduced, unless in its entirety, without written approval from Kaycha Labs. The results relate only to the material or product analyzed. ND=Not Detected, ppm=Parts Per Million, ppb=Parts Per Billion, RSD=Relative Standard Deviation. Limit of Detection (LOD) and Limit Of Quantitation (LOQ) are terms used to describe the smallest concentration that can be detected and reliably measured by an analytical procedure, respectively. Action Levels are State-determined thresholds based on the action limits published in Table 3.1 of 9 A.A.C. 17 and 9 A.A.C. 18. The Measurement of Uncertainty (MU) error is available from the lab upon request. The "Decision Rule" for pass/fail does not include the MU. Any calculated totals may contain rounding errors. Testing results were obtained according to requirements stated in QMS.100.010.AZ Quality Manual.

**Ariel Gonzales**

Lab Director

State License #  
 0000024LCMD66604568  
 ISO 17025 Accreditation # 97164



Signature  
 03/04/25



# Certificate of Analysis

Sample: TE50228003-002  
 Total Health & Wellness dba True Harvest

Harvest/Lot ID: APTH241218  
 Batch #: APTH241218

Ordered: 02/28/25  
 Sampled: 02/28/25  
 Completed: 03/04/25

**PASSED**




## Residual Solvents

**PASSED**

ANALYTES	UNIT	LOD	LOQ	ACTION LEVEL	PASS/FAIL	RESULT	QUALIFIER
<b>Analyzed by:</b> 409, 334, 547, 272, 545 <b>Weight:</b> 0.0201g <b>Extraction date:</b> 03/01/25 14:26:17 <b>Extracted by:</b> 409 <b>Analysis Method:</b> N/A <b>Analytical Batch:</b> TE007886SOL <b>Instrument Used:</b> TE-092 "GC - Solvents 1", TE-095 "MS - Solvents 1", TE-098 "Injector - Solvents 1", TE-100 "HS - Solvents 1", TE-113 "Vacuum Pump - Solvents 1" <b>Batch Date:</b> 03/01/25 14:22:49 <b>Analyzed Date:</b> 03/03/25 13:52:46 <b>Dilution:</b> N/A <b>Reagent:</b> 120224.01; 121024.04; 110724.07 <b>Consumables:</b> K107291-06; 430596; 103689; GD230008 <b>Pipette:</b> N/A							


Residual solvents screening is performed using GC-MS which can detect below single digit ppm concentrations. (Method: SOP.T.40.044.AZ for sample prep and analysis via ThermoScientific 1310-series GC equipped with a TriPlus 500 Headspace autosampler and detection carried out by ISQ7000-series mass spectrometer). Butanes are reported as the sum of n-Butane and Isobutane. Pentanes are reported as the sum of n-Pentane, Isopentane, and Neopentane. Hexanes are reported as the sum of n-Hexane, 2-Methylpentane, 3-Methylpentane, 2,2-Dimethylbutane, and 2,3-Dimethylbutane. Xylenes are reported as the sum of Ethyl Benzene, m-Xylene, p-Xylene, and o-Xylene.



## Microbial

**PASSED**

ANALYTES	UNIT	LOD	LOQ	ACTION LEVEL	PASS/FAIL	RESULT	QUALIFIER
SALMONELLA SPP.	mg	0	0	1	PASS	Not Present in 1g	
ASPERGILLUS FLAVUS	mg	1	0	0.999	PASS	Not Present in 1g	
ASPERGILLUS FUMIGATUS	mg	1	0	0.999	PASS	Not Present in 1g	
ASPERGILLUS NIGER	mg	1	0	0.999	PASS	Not Present in 1g	
ASPERGILLUS TERREUS	mg	1	0	0.999	PASS	Not Present in 1g	
ESCHERICHIA COLI (REC)	mg	10	10	100	PASS	<10	



## Mycotoxins

**PASSED**

ANALYTES	UNIT	LOD	LOQ	ACTION LEVEL	PASS/FAIL	RESULT	QUALIFIER
TOTAL AFLATOXINS	mg	1.487	4.851	20	PASS	ND	
AFLATOXIN B1	mg	1.47	4.851	20	PASS	ND	
AFLATOXIN B2	mg	1.8	5.94	20	PASS	ND	
AFLATOXIN G1	mg	1.9	6.27	20	PASS	ND	
AFLATOXIN G2	mg	3.25	10.725	20	PASS	ND	
OCHRATOXIN A	mg	4.61	12	20	PASS	ND	

<b>Analyzed by:</b> 152, 134, 272, 545 <b>Weight:</b> 0.5088g <b>Extraction date:</b> 03/02/25 21:46:44 <b>Extracted by:</b> 432,152 <b>Analysis Method:</b> N/A <b>Analytical Batch:</b> TE007889MYC <b>Instrument Used:</b> TE-118 "MS/MS Pest/Mycro 1", TE-261 "UHPLC - Pest/Mycro 1" <b>Batch Date:</b> 03/02/25 21:53:35 <b>Analyzed Date:</b> 03/03/25 16:35:53 <b>Dilution:</b> 25 <b>Reagent:</b> N/A <b>Consumables:</b> N/A <b>Pipette:</b> N/A							
---	--	--	--	--	--	--	--

Aflatoxins B1, B2, G1, G2, and Ochratoxin A analysis using LC-MS/MS. (Methods: SOP.T.30.500 for sample homogenization, SOP.T.30.104.AZ for sample prep, and SOP.T.40.104.AZ for analysis on ThermoScientific Altis TSQ with Vanquish UHPLC). Total Aflatoxins (sum of Aflatoxins B1, B2, G1, G2) must be <20µg/kg. Ochratoxin must be <20µg/kg.

This Kaycha Labs Certification shall not be reproduced, unless in its entirety, without written approval from Kaycha Labs. The results relate only to the material or product analyzed. ND=Not Detected, ppm=Parts Per Million, ppb=Parts Per Billion, RSD=Relative Standard Deviation. Limit of Detection (LOD) and Limit Of Quantitation (LOQ) are terms used to describe the smallest concentration that can be detected and reliably measured by an analytical procedure, respectively. Action Levels are State-determined thresholds based on the action limits published in Table 3.1 of 9 A.A.C. 17 and 9 A.A.C. 18. The Measurement of Uncertainty (MU) error is available from the lab upon request. The "Decision Rule" for pass/fail does not include the MU. Any calculated totals may contain rounding errors. Testing results were obtained according to requirements stated in QMS.100.010.AZ Quality Manual.

**Ariel Gonzales**  
 Lab Director

State License #  
 0000024LCMD66604568  
 ISO 17025 Accreditation # 97164



Signature  
 03/04/25



1231 W. Warner Road, Suite 105  
 Tempe, AZ, 85284, US  
 (480) 220-4470

Kaycha Labs

APTH241218  
 Alien Pharaoh  
 Matrix: Flower  
 Classification: Hybrid  
 Type: Enhanced/Infused Preroll



# Certificate of Analysis

Pages 6 of 6

Sample: TE50228003-002  
 Total Health & Wellness dba True  
 Harvest

Harvest/Lot ID: APTH241218  
 Batch #: APTH241218

Ordered: 02/28/25  
 Sampled: 02/28/25  
 Completed: 03/04/25

**PASSED**

<b>Hg</b>	<b>Heavy Metals</b>	<b>PASSED</b>
-----------	---------------------	---------------

ANALYTES	UNIT	LOD	LOQ	ACTION LEVEL	PASS/FAIL	RESULT	QUALIFIER
ARSENIC	mg	0.003	0.2	0.4	PASS	ND	
CADMIUM	mg	0.002	0.2	0.4	PASS	ND	
LEAD	mg	0.001	0.5	1	PASS	ND	
MERCURY	mg	0.0125	0.1	0.2	PASS	ND	

Analyzed by: 398, 272, 545	Weight: 0.1927g	Extraction date: 03/03/25 09:43:23	Extracted by: 445
-------------------------------	--------------------	---------------------------------------	----------------------

Analysis Method : N/A  
 Analytical Batch : TE007893HEA  
 Instrument Used : TE-051 "Metals Hood",TE-144,TE-260 "Ludwig",TE-307 "Ted",TE-311 "Ted PC",TE-308 "Ted Chiller",TE-310 "Ted AS",TE-309 "Ted Pump",TE-312 "Ted Monitor",TE-313 "Ted Monitor"  
 Analyzed Date : 03/03/25 16:12:53 Batch Date : 03/03/25 09:40:56

Dilution : 50  
 Reagent : 102824.03; 030325.R02; 022525.R02; 100424.04; 021425.01; 090922.04  
 Consumables : 110424CH01; 220321-306-D; 1009468941; GD230008  
 Pipette : TE-063 SN:20C50490 (20-200uL); TE-110 SN:20B18338 (100-1000uL); TE-169 SN: 20B16352 (Nitric Acid)

Heavy Metals screening is performed using ICP-MS (Inductively Coupled Plasma - Mass Spectrometer) which can screen down to below single digit ppb concentrations for regulated heavy metals. (Methods: SOP.T.30.500 for sample homogenization, SOP.T.30.084.AZ for sample prep by microwave digestion, and SOP.T.40.084.AZ for analysis by ThermoScientific iCAP RQ ICP-MS).

This Kaycha Labs Certification shall not be reproduced, unless in its entirety, without written approval from Kaycha Labs. The results relate only to the material or product analyzed. ND=Not Detected, ppm=Parts Per Million, ppb=Parts Per Billion, RSD=Relative Standard Deviation. Limit of Detection (LOD) and Limit Of Quantitation (LOQ) are terms used to describe the smallest concentration that can be detected and reliably measured by an analytical procedure, respectively. Action Levels are State-determined thresholds based on the action limits published in Table 3.1 of 9 A.A.C. 17 and 9 A.A.C. 18. The Measurement of Uncertainty (MU) error is available from the lab upon request. The "Decision Rule" for pass/fail does not include the MU. Any calculated totals may contain rounding errors. Testing results were obtained according to requirements stated in QMS.100.010.AZ Quality Manual.

**Ariel Gonzales**

Lab Director

State License #  
 0000024LCMD66604568  
 ISO 17025 Accreditation # 97164

Signature  
 03/04/25